


WELCOME TO OUR PRESCHOOL CLASS



Lisa Zammit, Preschool, Room #109
lzammit@jacksonsd.org or 732-833-4680

MRS. ZAMMIT - CLASSROOM TEACHER

MS. JEAN (SAITTA) - AM PARAPROFESSIONAL


MRS. PALAGANO - PM PARAPROFESSIONAL

MISS JESS (FIORETTI) - SPEECH THERAPIST

TEACHERS (10AM-10:40AM) - MONDAY - MR. D'AMBROSIO, TUESDAY - MR. BRYAN, WEDNESDAY - MRS. GEOFFROY, THURSDAY - MRS. KONOPACK, FRIDAY - MRS. SENDECKI



OUR PRESCHOOL STAFF



Mr. Burgos - Principal
Mr. Levinson - Vice Principal
Mrs. Ewin - Nurse



Ms. Alexis Goldberg- OT/PT
Ms. Lisa Reszkowski- PT/OT

Additional Staff

OUR DAILY SCHEDULE




Table Top (Fine Motor Activity)
Morning Meeting/Social Skills (Hello & Question of the Day)
Music & Movement Activity
Snack & Activity w/Special Teachers
AM Circle (Calendar, Weather, Math Activities)
Lunch
Resting Time/Nap
Learning Activities/Story Time
Art
Play Centers/Outside Activity
Foundations/Alphabet Learning Activities
Matt & Molly Social Skills Activities
Gross Motor Fun/Mighty Minute
PM Circle/Pack Up (Mighty Minute, Good-Byes, Favorite Part of the Day)



MASK BREAKS

There are 2 mask breaks before lunch

There are 2 mask breaks after lunch

No masks while eating lunch


No masks while napping

No masks required while outside

ELEMENTS OF THE MORNING MEETING

1. **Greeting** – Students greet each other by name, often including waving, singing, movement, and other activities.
2. **Sharing** – Students share some news or information about themselves and respond to each other, articulating their thoughts, feelings and ideas in a positive way.
3. **Group Activity** – The whole class does a short, inclusive activity together, reinforcing learning and building class cohesion through active participation.
4. **Morning Message** – Students practice academic skills and warm up for the day ahead by “reading” and discussing a daily class question posted by their teacher.





CREATIVE CURRICULUM

Academics: Shapes/Colors
Letters/numbers
Counting
Positional concepts
More/Less
Sizes/Sorting





CURRICULUM CONTINUED



Fine Motor/Gross Motor


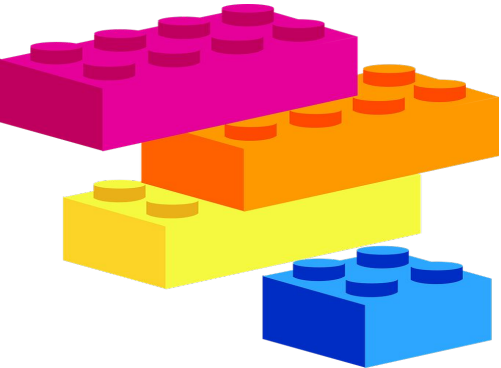


Play Skills

Language

Social Skills

Potty Training



FUNDATIONS



Fundations is designed to support students' emerging understanding of the alphabetic principle of letter sound association and written language skills.

Teaches the names of the letters

The corresponding sounds

And the formation of lower and uppercase letters

Potty Training

If your child is not potty trained, we will help!!



- send in several pairs of underwear/pants
- on the way to school, pull up with underwear over it
- send in and use pull ups with detachable sides

Please mark all items, clothing, backpacks, lunch boxes etc. with initials.

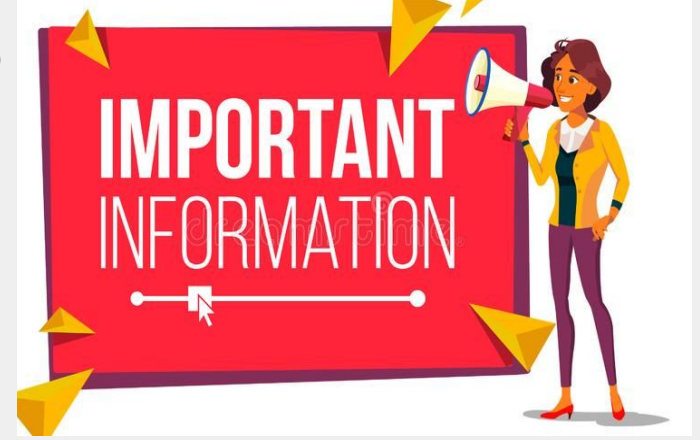
Send in the blue school folder everyday.

Send in spare masks.

Wash masks often.

We may go out each day so please send appropriate outerwear.

Sheets will be sent home on Fridays (unless there is a shortened week), please launder and return on Monday. **Small** blanket and a **small** lovey for naptime.



LUNCHES

Send ready to eat meals.

Don't forget the fork or spoon.

Send food in a thermos if you'd like it hot.

Cut foods that may cause a choking hazard.



SCHOOL LUNCHES

The lunch menu can be found on the **Jackson School District website**. Click on the **Departments and Programs**, drop down to **Food Service Department** then scroll down to **Elementary and Middle School Lunch Menu**.

If your child is getting a school lunch either put a note in your child's folder or print the monthly lunch menu and circle their choice. Doing so will help alleviate confusion when ordering lunches in the morning. Thank you for your help with this matter.

HELP FOSTER INDEPENDENCE

Remember to have your child try first by not doing everything for them.

Give your child simple jobs i.e. clean up toys, take plastic dishes to the sink, sort laundry, etc.

Have them dress in loose fitting clothes that are easy to get up and down for toileting. Clothing such as dresses and elastic waisted pants help your child gain independence. Overalls, belts, snaps and one piece outfits are not set up for fostering independence.

Provide a small blanket that they can fold independently or push into a small cubby space. Blankets that are large pose tripping hazards.

GOOGLE CLASSROOM

In case we need to go remote and for practice, student emails have all been invited to join our Google Classroom.

Your child's email account is

-----@jacksonsd.org (your child's student id #@jacksonsd.org)

Passwords have been mailed to you if your child is new to the Jackson School District.

Please let me know if you have any questions or concerns

Note: It is best that your preschooler leave their chromebook at home. These chromebook are heavy and are not needed in our preschool classroom.

How to find my class page:

From [Jackson School District web page](#)

Right side - [Select a School](#) drop down - [Elms Elementary School](#)

Top - [Teacher Pages](#) - Zammit, Lisa

FYI'S

PLEASE

- send in a regular size backpack to fit everything
- send in a labeled baggie of spare clothes
- send a light snack for daily snack break
- send in a lunch and refillable water bottle
- send in extra masks in a labeled baggie
- Please join the PTN.



BIRTHDAY CELEBRATIONS


- We will sing “Happy Birthday!” with a pretend birthday cake.
- Non-food items may be sent in for your child. For example: individual coloring books, stickers, play dough, birthday toys, etc.
- If you send in a food item, **Birthday treats must be individually wrapped, store-bought, and have the ingredients labeled.**





COMMUNICATIONS

- 1) My email
lzammit@jacksonsd.org
- 2) Write a note and send it in your child's folder.
- 3) Call the office 732-833-4680. I will return your call when I'm free.



Other communications to observe:

- progress reports 4x (CST students only)
- Report cards 3x (all students)



Any Questions?



THANK YOU ALL FOR COMING

Let's work together to help your child learn and grow.

